



**SPARTAN**  
**SPARTAN**

**FRAMES**  
**DRYWALL & MASONRY**  
**FRAMES**  
**DRYWALL & MASONRY**



## FRAMES

**TELL MFG** offers **SPARTAN FRAMES** in 16 gauge galvanized steel. Frames are knock-down construction and are designed to be installed on standard and non-standard wall sizes over pre-finished or unfinished drywall.

**SPARTAN** steel frames are available for 1-3/4" thick doors. They have precision mitered corners, providing a smooth attractive design and easy installation. **SPARTAN FRAMES** come standard with a prime coat, ready to be finished. Factory applied finish coat paint is available in many colors. Contact customer service for pricing and quantities required, for factory finish paint.

TELL MFG follows the same set of performance specifications as other door manufacturers, as set forth in the Steel Door Institute (SDI) requirements.

**MADE IN USA**

**TELL MANUFACTURING, INC** — Page 11 — 2012

**CORPORATE OFFICE:** 18 Richard Drive, Lititz, PA 17543 **TOLL FREE:** 800-433-4047 **PHONE:** 717-625-2990 **FAX:** 717-625-7095

**OTHER LOCATIONS:** HOUSTON, TEXAS ELKHART, INDIANA MIRA LOMA, CALIFORNIA


**WEBSITE:** [www.tellmfg.com](http://www.tellmfg.com)

## DRYWALL FRAMES (DW)

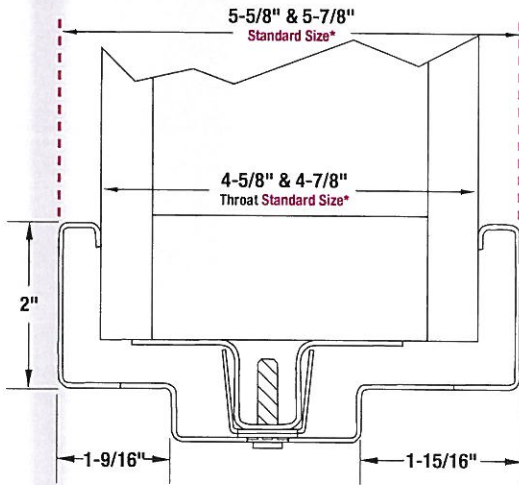
### STANDARD FEATURES:

All **SPARTAN DRYWALL FRAMES** come with adjustable compression anchors in each jamb. These anchors provide a tight rigid fit in the opening.

- 16 gauge for 1-3/4" doors
- Precision fitted corners
- Galvannealed (standard)
- 7 gauge hinge reinforcements
- Heavy duty strike reinforcements
- Fire rated up to 1-1/2 hours. Available on frame openings up to 8'-0" high and 3'-8" wide single door, 7'-4" double door.
- Meets ANSI standards
- Universal 4 1/2" hinge prep




**TYPICAL WALL CONSTRUCTION**  
*Unequal Rabbet Frame*



\*CUSTOM SIZES UPON REQUEST

**COMPRESSION ANCHOR**






**Engineering Data — Spartan Drywall Frames**  
Revision: 0

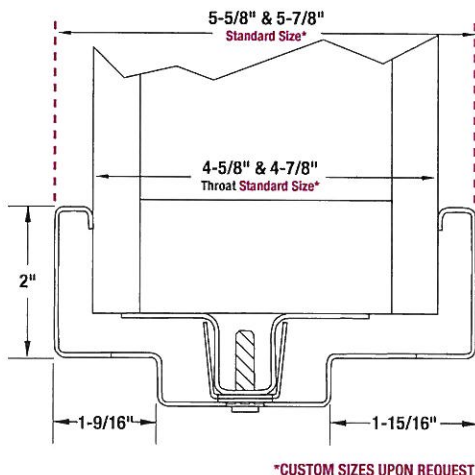
Date approved: 6/17/09  
Date revised: —

**ENGINEERING DATA FOR SPARTAN DRYWALL FRAMES  
SPECIFICATIONS:**

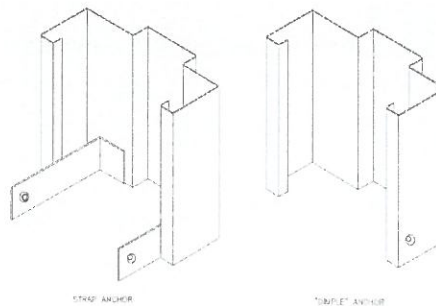
1. Will accommodate 1-3/4" doors.
2. Frames are manufactured from 16 gage steel, A1008, or Galvanized ASTM A653.
3. Frames are knocked down and field assembled with mitered corner joint. Welded frames are available.



4. Integral compression anchors allow easy adjustment.



5. Snap-in, strap or dimple base anchors available.



6. Head jams are reinforced with closer reinforcements when required.
7. Hinge reinforcements are 10 ga (.125min) steel.
8. Strike preparation is 4-7/8 ASA with integral box. Deadbolt strike preps available.
9. Hinge and strike locations are available in manufacturers standard locations. Custom locations are available special order.
10. Frames are prepped for three silencers per single frames.
11. Frames are e-coated with environmentally friendly water base gray. E-coat will serve as primer or top coat. Special colors available on volume orders.
12. Shim plate is attached for on-site vertical shimming.
13. Fire rating (UL) is available for most sizes.
14. Frame structure complies with ANSI A250.8-2003.
15. Hardware preparations, reinforcements and locations comply with ANSI A250.6-2003 and ANSI/BHMA A156.115.



## MASONRY FRAMES (MS)

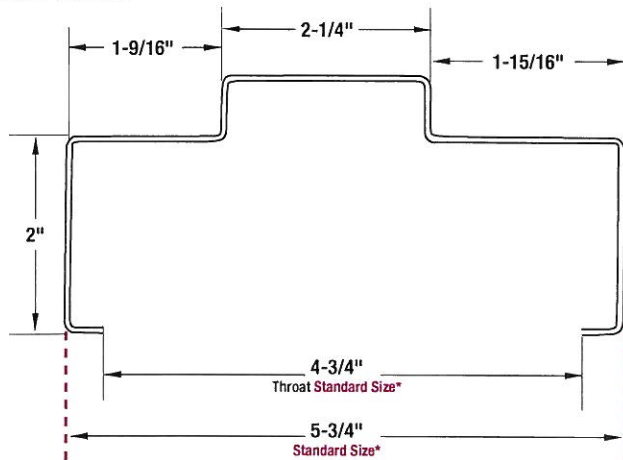
**TELL MFG** offers **SPARTAN MASONRY FRAMES** in 16 gauge galvanized steel. Frames are knock-down construction designed to be installed as a welded frame, or can be used as non welded. **SPARTAN MASONRY FRAMES** are available for 1 3/4" thick doors as standard. Precision interlocking corners provide a smooth attractive design and allow easy installation. **SPARTAN MASONRY FRAMES** come standard with a prime coat, ready to be finished. Factory applied finish coat paint is available in many colors. Contact customer service for pricing and quantities required, for factory finish paint.

### STANDARD FEATURES:


**SPARTAN MASONRY FRAMES** come with 1/2" returns. Masonry, Wood, and Existing Opening Anchoring (E.O.A.) systems are all available.

- 16 gauge for 1-3/4" doors
- Precision fitted corners
- Galvanized (standard)
- 7 gauge hinge reinforcements
- Heavy duty strike reinforcements
- Fire rated up to 3 hours
- Meets ANSI standards
- Universal 4 1/2" hinge prep

### STOCK PROFILE



\*CUSTOM SIZES UPON REQUEST

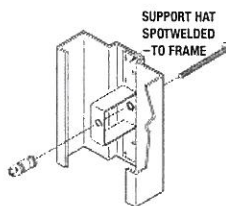
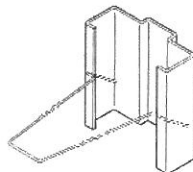
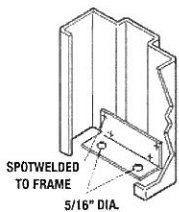


### TYPICAL BASE AND WALL ANCHORS

*One Piece Welded Based Anchor*

*Masonry Wire Anchor*

*Existing Opening Anchor (E.O.A.)*





## SPARTAN FRAMES COLOR OPTIONS



**BRONZE BZ**  
**(TIOGA)**



**MEDIUM GRAY**  
**(MSD/PRIMER GRAY)**  
**PR**




**LIGHT GRAY**  
**(TELSTAR)**  
**GR**



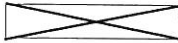
**OFF WHITE**  
**(TELSTAR)**  
**OW**



**TRUE WHITE**  
**(TIOGA)**  
**WH**



**BRIGHT WHITE**  
**(TELSTAR)**  
**BW**



**NO PAINT**  
**NP**

### NOTE:

**ACTUAL COLORS MAY VARY FROM THOSE SHOWN DUE TO LIMITATIONS OF THE PRINTING PRODUCTION PROCESS.**



# SPARTAN FRAME HOW TO ORDER CHART

## MANUFACTURED STEEL FRAMES (MSD SERIES)

<b>PROFILE</b>	<b>TISR</b> — ADDITIONS — TIOGA SINGLE RABBIT	<b>2</b> — ADDITIONS — 2 = DOUBLE RETURN	<b>NRKF</b> — ADDITIONS — NR = NO RETURN, KF = KERF STYLE	<b>MB</b> — METAL BUILDING (KNOCK DOWN)	<b>MS2</b> — MASONRY W/ DOUBLE RETURN	<b>MS</b> — MASONRY W/ SINGLE RETURN, MITER CORNERS	<b>DW</b> — DRYWALL W/ DOUBLE RETURN	<b>TP</b> — TELSTAR PRO	<b>TS</b> — TELSTAR STANDARD	<b>TI</b> — TIOGA PRE-ASSEMBLED	<b>TI</b>	<b>16</b>	<b>ASA</b>	<b>A</b>	<b>WH</b>	<b>CR</b>	
<b>FRAME SERIES</b>	<b>FR</b>	<b>3070</b>	<b>3070</b>	<b>3068</b>	<b>30HD</b>	<b>60HD</b>	<b>68HJ</b>	<b>70HJ</b>	<b>68SJ</b>	<b>70SJ</b>	<b>534</b>	<b>534</b>	<b>400</b>	<b>434</b>	<b>414</b>	<b>614</b>	<b>814</b>
<b>SPARTAN FRAME</b>		30 = 3 FEET, 0 INCHES WIDE 70 = 7 FEET, 0 INCHES TALL	30 = 3 FEET, 0 INCHES WIDE 68 = 6 FEET, 8 INCHES TALL	30 = 3 FEET, 0 INCHES WIDE HD = HEADER Component	60 = 6 FEET, 0 INCHES WIDE HD = HEADER Component	68 = 6 FEET, 8 INCHES WIDE HJ = HINGE JAMB Component	70 = 7 FEET, 0 INCHES WIDE HJ = HINGE JAMB Component	68 = 6 FEET, 8 INCHES WIDE SJ = STRIKE JAMB Component	70 = 7 FEET, 0 INCHES WIDE SJ = STRIKE JAMB Component								
<b>HANDING</b>	<b>RH</b> — RIGHT HAND	<b>LH</b> — LEFT HAND															
<b>LOCK OPTION</b>	<b>BL</b> — BLANK / NO STRIKE	<b>ASA DB</b> — ASA STRIKE DEADBOLT	<b>ASA IDB</b> — ASA STRIKE INVISIBLE DEADBOLT	<b>ASA</b> — ASA STRIKE / STANDARD CYLINDER PREP													
<b>PAINT OPTIONS</b> (ALL COLORS NOT LISTED)	<b>BZ</b> — BRONZE (TIOGA)	<b>PR</b> — MEDIUM GRAY (MSD / PRIMER GRAY)	<b>GR</b> — LIGHT GRAY (TELSTAR)	<b>OW</b> — OFF WHITE (TELSTAR)	<b>BW</b> — BRIGHT WHITE (TELSTAR)	<b>NP</b> — NO PAINT	<b>WH</b> — TRUE WHITE (TIOGA)										
<b>HINGE PATTERN OPTIONS</b>	<b>A</b> — AMWELD / STEELCRAFT / REPUBLIC	<b>AR</b> — AMWELD REVERSIBLE	<b>CE</b> — CECO	<b>PI</b> — PIONEER	<b>CU</b> — CURRIES / PREMIER	<b>TM</b> — TIMELY	<b>DO</b> — DOMINION										
<b>OPTIONS</b>	<b>CR</b> — CLOSER REINFORCEMENT	<b>UL</b> — UL LABEL															

<b>GAUGE*</b>	<b>16</b> — 16 GAUGE GALVANNEAL	<b>14</b> — 14 GAUGE GALVANNEAL, OPTIONAL
---------------	---------------------------------	---

\*FIRE RATED FRAMES - STANDARD  
 — 1.5 HOURS ON 16 GAUGE FRAMES  
 — OPTIONAL ~ 3 HOURS UPON REQUEST  
 AS PERMITTED

NOTE: If the "THROAT DEPTH" dimension is known, add 1" for "JAMB DEPTH" dimension