



DOOR TRIM

Push & Pull Plates



DT100071 / P35153 Bright Brass

DT100072 / P351532D Satin Stainless Steel

DT100073 / P351528 Aluminum

- Push plate square corner-beveled .050 gauge. 3.5" x 15"



DT100068 / PP35153 Bright Brass

DT100067 / PP351532D Satin Stainless Steel

DT100484 / PP351528 Aluminum

- Pull plate square corner-beveled .050 gauge.
3.5" x 15", 5.5" CTC Pull

Door Holders



DT100008 / 418SKD26D Satin Chrome Plated

DT100483 / 418SKD3 Bright Brass

DT100481 / 418SKD10B Oil Rubbed Bronze

DT100009 / 418SKD10 Satin Bronze

- Cast 4-1/8" kickdown door holder.



DT100075 / 1468 Black

- Replacement rubber tip for use with kick down door holder.



Floor Stops



DT100033 / 175SDL26D Satin Chrome

DT100041 / 175SDL3 Bright Brass

DT100479 / 175SDL10B Oil Rubbed Bronze

DT100040 / 175SDL10 Satin Bronze

- Cast low style floor stop 1-3/4" diameter with 1/8" thick base.



DT100032 / 175SDH26D Satin Chrome

DT100486 / 175SDH3 Bright Brass

DT100488 / 175SDH10B Oil Rubbed Bronze

DT100487 / 175SDH10 Satin Bronze

- Cast high style floor stop. 1-3/4" diameter with 3/8" thick base.



DT100076 / SDRISER26D Satin Chrome

DT100025 / SDRISER3 Bright Brass

- Dome stop riser. 0.5" high.



DT100038 / 218SF26D Satin Chrome

- Cast floor stop. Height = 3 inches. Base = 2.25".



DT100039 / 219HSF26D Satin Chrome

- Cast floor stop and holder. Height = 3 inches. Base = 2.25".



Wall Stops & Bumpers



DT100085 / 021BX26D Satin Chrome

DT100466 / 021BX3 Bright Brass

DT100467 / 021BX10B Oil Rubbed Bronze

DT100468 / 021BX10 Satin Bronze

- Wrought 2-1/2" diameter convex wall stop with concealed mounting.



DT100084 / 022BV26D Satin Chrome

DT100087 / 022BV3 Bright Brass

DT100465 / 022BV10B Oil Rubbed Bronze

DT100086 / 022BV10 Satin Bronze

- Wrought 2-1/2" diameter concave wall stop with concealed mounting.



DT100088 / 35SB26D Satin Chrome

- Cast wall stop.



DT100089 / 35SBH26D Satin Chrome

- Cast wall stop and holder.



Floor Stops



DT100158 / US15 Satin Nickel

DT100167 / US3 Bright Brass

DT100166 / US10B Oil Rubbed Bronze

- Spring door stop.

Strikes



DT100021 / 2SDS83 Bright Brass

DT100024 / 2SDS8SL Silver Coated

- 8" x 1-3/8" deadbolt super security strike.



DT100022 / 2SDS3 Bright Brass

DT100023 / 2SDSSL Silver Coated

- 4-7/8" x 1-1/4" deadbolt super security strike.



DT100121 / EL10232D Satin Stainless Steel

DT100036 / EL1023 Bright Brass

- Extended lip strike 2-1/4" x 2".



Door Bolts



DT100042 / 4261FW26D Satin Chrome

DT100471 / 4261FW3 Bright Brass

DT100469 / 4261FW10B Oil Rubbed Bronze

DT100470 / 4261FW10 Satin Bronze

- Lever extension flush bolt for use on wood composite/fire rated doors.




DT100043 / 4081FM26D Satin Chrome

DT100474 / 4081FM3 Bright Brass

DT100473/ 4081FM10B Oil Rubbed Bronze

DT100472 / 4081FM10 Satin Bronze


- Lever extension flush bolt for use on hollow metal/fire rated doors.



DT100027 / 304GD26D Satin Chrome

DT100475 / 304GD3 Bright Brass

- Heavy duty door guard 4" arm length.



DT100026 / DG45026D Satin Chrome

- Heavy duty door chain.



DT100480 / BL17123 Bright Brass


DT100477 / BL171210B Oil Rubbed Bronze

DT100159 / BL171215 Satin Nickel

- Ball catch. Available in other finishes.



Door Bolts



DT100077 / 909LR26D Satin Chrome

DT100478 / 909LR3 Bright Brass

DT100476 / 909LR10B Oil Rubbed Bronze


- Roller latch



DT100017 / 4131BS Solid Brass

material with Satin Chrome finish (26D)

- 8" surface bolt UL listed.



Wrap-Arounds



DT100096 / VF81PB3 Bright Brass

DT100282 / VF81S32D Satin Stainless Steel

- Door wrap-around 4-1/4" x 4-1/2" for 1-3/4" thick door with 2-1/8" hole and 2-3/4" backset.



DT100097 / VF4PB3 Bright Brass

DT100095 / VF4S32D Satin Stainless Steel

- Door wrap-around 4-1/4" x 9" for 1-3/4" thick door with 2-1/8" hole and 2-3/4" backset.



Kickplates



DT100053 / KP63028 Aluminum

DT100054 / KP6303 Bright Brass

DT100055 / KP63032D Satin Stainless Steel

...

DT100056 / KP63428 Aluminum

DT100057 / KP6343 Bright Brass

DT100058 / KP63432D Satin Stainless Steel

...

DT100059 / KP83032D Satin Stainless Steel

...

DT100051 / KP83428 Aluminum

DT100060 / KP8343 Bright Brass

DT100052 / KP83432D Satin Stainless Steel

...

DT100118 / KP8243 Bright Brass

...

DT100146 / KP84632D Satin Stainless Steel

■ 6" x 30" door protection kick plate .050 gauge.

■ 6" x 30" door protection kick plate .050 gauge.

■ 6" x 30" door protection kick plate .050 gauge.

■ 6" x 34" door protection kick plate .050 gauge.

■ 6" x 34" door protection kick plate .050 gauge.

■ 6" x 34" door protection kick plate .050 gauge.

■ 8" x 30" door protection kick plate .050 gauge.

■ 8" x 34" door protection kick plate .050 gauge.

■ 8" x 34" door protection kick plate .050 gauge.

■ 8" x 34" door protection kick plate .050 gauge.

■ 8" x 24" door protection kick plate .050 gauge.

■ 8" x 46" door protection kick plate .050 gauge.

Miscellaneous



DT100004 / BF161USP Prime

■ Hole filler plate to cover 2-1/8" diameter (161) hole.



Hinge Pin



DT100156 / US15 Satin Nickel

- Hinge pin stop.

Latch Protectors



DT100063 / ILP206SL Silver Coated

- Inner locking 6" latch protection plate for inswinging doors.

DT100062 / LP207SL Silver Coated

- 2-3/4" x 7" latch protection plate for use with cylindrical locks on outswinging doors.

DT100061 / LP211SL Silver Coated

- 3" x 11" latch protection plate for use with cylindrical locks on outswinging doors.