




8300 SERIES

Heavy-Duty Commercial Grade 1 Rim Exit Devices



Standard Features

- **Performance** Complies with ANSI A156.3, 1994, Grade 1, UL listed
- **Rail** Fits 28" to 36" doors
- **Latch** Stainless steel 5/8" throw
- **Backset** 2-3/4"
- **Strike** Adjustable with slotted holes for adjustments
- **Standard Cylinder** Standard cylinder Schlage (SCC) - 6-pin solid brass, C keyway, keyed different (KD).
- **Fasteners** Accommodates wood or metal doors
- **Door Range** 1-3/4" to 2" thickness
- **Door Preparation** Surface mounted
- **Warranty** 10 year limited

Optional Features

- **Exterior Trim** Exterior blank pull, exterior pull with cylinder cut out, entry ball knob trim, storeroom ball knob trim, entry lever trim without clutch, exterior thumbpiece trim, pull trim with rim cylinder, exterior escutcheon lever trim
- **UL Listed** 3 hour fire rated device available
- **Fire Rated** UL labeled fire rated device available for use on doors rated up to 3 hours. Fire rated device also available for larger doors up to a maximum of 4' x 8'. Specify when ordering.
- **Strikes** Other strikes available

Keying Options for Select Knob and Lever Trim

- **Tell Cylinder** Restricted Tell keyway cylinder can key both the cylinder and interchangeable core in one lock. The cylinders and IC cores are interchangeable. Tell keyway cylinder is available **only** keyed to 6-pin. Tell IC cylinder can be keyed to 6-pin or 7-pin interchangeable core (IC).
- **Other Cylinder Options** Arrow A (ARA), Corbin 59A1 (C059A1), Corbin 60 (C06), Corbin Russwin L4 (CL4), Kwikset (KW1), Russwin D1 (RD1), Sargent LA (SAL), Schlage E (SCE), Schlage F (SCF), Weiser E (WRE), Yale 8 (YA8), Yale GA (YGA)
ALL CYLINDERS 6-PIN. CAN ALSO BE PINNED 5-PIN.
- **IC Keyway Cylinder** Tell, Best A (BA), Best B (BB), Best C (BC), Best D (BD), Best E (BE), Best F (BF), Best G (BG), Best H (BH), Best J (BJ), Best K (BK), Best L (BL), Best M (BM), Best Q (BQ), Best
AVAILABLE 6- OR 7-PIN
- **Keying Options** Grand master key (GMK), construction master key (CMK), master key (MK), keyed different (KD), keyed alike (KA), interchangeable core uncombined (IC), 0-bitted (0BIT)



8300 SERIES with ALARM



Standard Features

- **Performance** Complies with ANSI A156.3, 1994, Grade 1
- **Rail** Fits 36" doors ~ * cannot be cut down.
- **Latch** Stainless steel 5/8" throw
- **Backset** 2-3/4"
- **Strike** Adjustable with slotted holes for adjustments
- **Standard Cylinder** Standard cylinder Schlage (SCC) - 6-pin solid brass, C keyway, keyed different (KD).
- **Fasteners** Accommodates wood or metal doors
- **Door Range** 1-3/4" to 2" thickness
- **Door Preparation** Surface mounted
- **Warranty** 10 year limited for device; 1 year for electronics

Alarm Features

- **Horn** Alarm unit has an internal horn. When the push rail is depressed, the horn sounds to provide an audible means of signaling that the door has been opened and violated.
- **Cut Off Feature** The unit has changeable 2 minute alarm cutoff or manual reset. It is preset at factory for 2 minute alarm cut off.
- **Jumper Cable** Jumper cable is provided to switch to continuous alarm.
- **Key** The key switch to turn the alarm off is a standard 1 1/4" mortise cylinder with "C" keyway. The alarm operates on one standard 9 volt transistor battery. When battery is weak the horn will emit an intermittent signal.
- **Switches** Alarmed units are supplied with two switches. One switch monitors the push rail and the other switch monitors the latchbolt for fool proof security.
- **Decal** Unit includes "Emergency exit only, Alarm will sound" decal for application on door or unit.

Keying Options for Select Knob and Lever Trim

- **Tell Cylinder** Restricted Tell keyway cylinder can key both the cylinder and interchangeable core in one lock. The cylinders and IC cores are interchangeable. Tell keyway cylinder is available **only** keyed to 6-pin. Tell IC cylinder can be keyed to 6-pin or 7-pin interchangeable core (IC).
- **Other Cylinder Options** Arrow A (ARA), Corbin 59A1 (C059A1), Corbin 60 (C06), Corbin Russwin L4 (CL4), Kwikset (KW1), Russwin D1 (RD1), Sargent LA (SAL), Schlage E (SCE), Schlage F (SCF), Weiser E (WRE), Yale 8 (YA8), Yale GA (YGA)
ALL CYLINDERS 6-PIN. CAN ALSO BE PINNED 5-PIN.
- **IC Keyway Cylinder** Tell, Best A (BA), Best B (BB), Best C (BC), Best D (BD), Best E (BE), Best F (BF), Best G (BG), Best H (BH), Best J (BJ), Best K (BK), Best L (BL), Best M (BM), Best Q (BQ), Best
AVAILABLE 6- OR 7-PIN
- **Keying Options** Grand master key (GMK), construction master key (CMK), master key (MK), keyed different (KD), keyed alike (KA), interchangeable core uncombined (IC), 0-bitted (0BIT)

TELL MANUFACTURING, INC — Page 2 — 2012

CORPORATE OFFICE: 18 Richard Drive, Lititz, PA 17543 **TOLL FREE:** 800-433-4047 **PHONE:** 717-625-2990 **FAX:** 717-625-7095
OTHER LOCATIONS: HOUSTON, TEXAS ELKHART, INDIANA MIRA LOMA, CALIFORNIA
WEBSITE: www.tellmfg.com



8300 Series Accessories

Non-Restricted Keyway

FOR KNOB TRIM (EMP), LEVER TRIM (CTL)

CL100219 —
Cylinder, Schlage C, US26D

CL100584 —
Cylinder, Schlage C, US4

Standard brass 6-pin cylinder
SCC keyway, optional keyways
available, (see price list).



CL100268 —
IC Core Best A 6 Pin, US26D

CL100270 —
IC Core Best A 7 Pin, US26D

CL100269 —
IC Core Best A 6 Pin, US4

CL100271 —
IC Core Best A 7 Pin, US4

Small format interchangeable
core brass cylinder 6-pin
standard, 7-pin available. Best
"A" keyway standard.



Tell Restricted Keyway

FOR LEVER TRIM (CTL), THUMBPIECE
TRIM (TP81), ESCUTCHEON LEVER TRIM
(ESC), PULL TRIM (PT881)

TELL CYLINDERS:

CL101503 —
6 pin Tell cylinder, US26D

CL101504 —
6 pin Tell cylinder, US4



TELL INTERCHANGEABLE CORES:

CL101499 —
6 pin Tell IC core, US26D

CL101500 —
6 pin Tell IC core, US4

CL101501 —
7 pin Tell IC core, US26D

CL101502 —
7 pin Tell IC core, US4



FINISHES: US26D=Satin Chrome. US4=Satin Brass

TELL MANUFACTURING, INC — Page 3 — 2012

CORPORATE OFFICE: 18 Richard Drive, Lititz, PA 17543 TOLL FREE: 800-433-4047 PHONE: 717-625-2990 FAX: 717-625-7095

OTHER LOCATIONS: HOUSTON, TEXAS ELKHART, INDIANA MIRA LOMA, CALIFORNIA

WEBSITE: www.tellmfg.com



8300 Series Trim

8PDT

EX100013 (AL)
Exterior blank pull.



8P03

EX100014 (AL)
Exterior pull with
cylinder cut out.



EMP808

EX100010 (entry, US32D)

EMP875

EX100011 (passage, US32D)

EMP886

EX100012 (storeroom, US32D)
Exterior sectional ball knob trim.



CTL / Lever Trim (w/out clutch)

EX100005 (entry, US26D)
EX100006 (passage, US26D)
EX100038 (storeroom, US26D)
Exterior sectional lever trim.



TP81

EX100008 (AL)
Exterior thumbpiece trim,
includes 1-1/4" mortise
cylinder SCC



PT881

EX100090 (AL)
Pull trim with rim
cylinder



ESC / Escutcheon Trim

EX100054 (entry, US26D)
EX100056 (passage, US26D)
EX100055 (storeroom, US26D)
EX100057 (dummy, US26D)
Exterior escutcheon free
wheeling lever trim, includes
1-1/4" mortise cylinder SCC



NOTE: AL=Aluminum, US32D=Satin Stainless Steel, US26D=Satin Chrome

TELL MANUFACTURING, INC — Page 4 — 2012

CORPORATE OFFICE: 18 Richard Drive, Litz, PA 17543 TOLL FREE: 800-433-4047 PHONE: 717-625-2990 FAX: 717-625-7095

OTHER LOCATIONS: HOUSTON, TEXAS ELKHART, INDIANA MIRA LOMA, CALIFORNIA

WEBSITE: www.tellmfg.com



8300 Series Accessories

416 Strike

Standard strike for rim 8300. Slotted holes for easy adjustment. Black powder coated finish.



Glass Shim Plate

EX100050

Shim plate standard 1/8"



Overlapping Strike

EX100007 (US32D)

Optional strike used on inactive door when pairs of doors require rim 8300 on active door.



NOTE: US32D=Satin Stainless Steel

TELL MANUFACTURING, INC — Page 5 — 2012

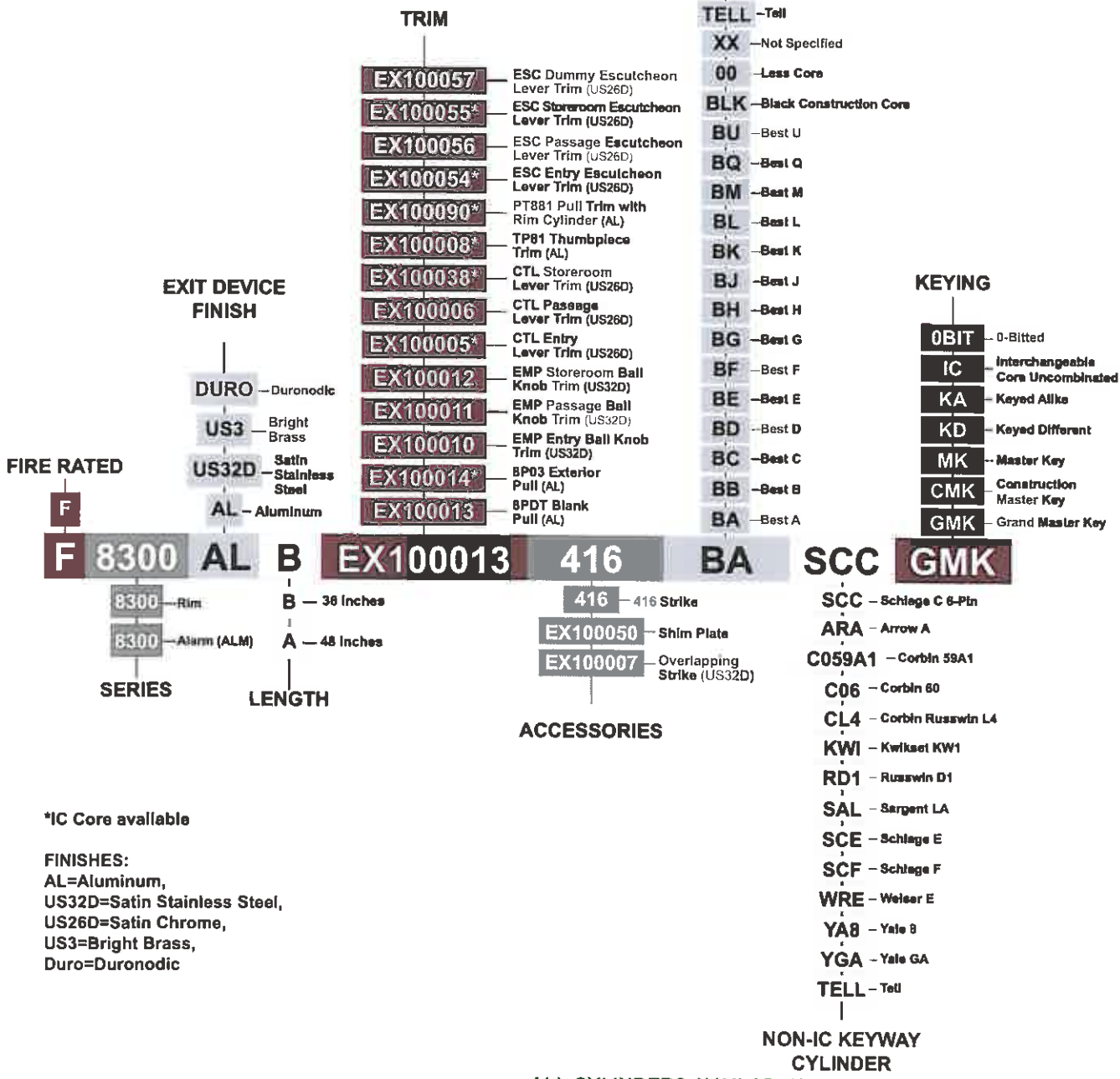
CORPORATE OFFICE: 18 Richard Drive, Litz, PA 17543 TOLL FREE: 800-433-4047 PHONE: 717-625-2990 FAX: 717-625-7095
OTHER LOCATIONS: HOUSTON, TEXAS ELKHART, INDIANA MIRA LOMA, CALIFORNIA

WEBSITE: www.tellmfg.com



How To Order 8300 Series

IC KEYWAY CYLINDER
AVAILABLE 6- OR 7-PIN



*IC Core available

FINISHES:
AL=Aluminum,
US32D=Satin Stainless Steel,
US26D=Satin Chrome,
US3=Bright Brass,
Duro=Durododic

NON-IC KEYWAY CYLINDER
ALL CYLINDERS AVAILABLE 6-PIN. CAN ALSO BE PINNED 5-PIN.
TELL KEYWAY CYLINDER IS AVAILABLE ONLY KEYED TO 6-PIN.



8400 SERIES

Heavy-Duty Commercial Grade 1 Surface Vertical Rod



Standard Features

- **Performance** Complies with ANSI A156.3, 1994, Grade 1, UL listed
- **Rail** Fits 28" to 36" doors. Easily field sizable.
- **Latch** Pullman latch bolts top and bottom stainless steel 1/2" throw
- **Backset** 2-3/4"
- **Strike** Adjustable with slotted holes for adjustments
- **Standard Cylinder** Standard cylinder Schlage (SCC) - 6-pin solid brass, C keyway, keyed different (KD).
- **Fasteners** Accommodates wood or metal doors
- **Door Range** 1-3/4" to 2" thickness
- **Door Preparation** Surface mounted
- **Warranty** 10 year limited

Optional Features

- **Rail** Fits 48" door, only available fire rated.
- **Exterior Trim** Exterior blank pull, exterior pull with cylinder cut out, entry ball knob trim, storeroom ball knob trim, entry lever trim without clutch, exterior thumbpiece trim, pull trim with rim cylinder, exterior escutcheon lever trim
- **UL Listed** 3 hour fire rated device available
- **Fire Rated** UL labeled fire rated device available for use on doors rated up to 3 hours. Fire rated device also available for larger doors up to a maximum of 4' x 8'. Specify when ordering.
- **Strikes** Other strikes available

Keying Options for Select Knob and Lever Trim

- **Tell Cylinder** Restricted Tell keyway cylinder can key both the cylinder and interchangeable core in one lock. The cylinders and IC cores are interchangeable. Tell keyway cylinder is available only keyed to 6-pin. Tell IC cylinder can be keyed to 6-pin or 7-pin interchangeable core (IC).
- **Other Cylinder Options** Arrow A (ARA), Corbin 59A1 (C059A1), Corbin 60 (C06), Corbin Russwin L4 (CL4), Kwikset (KW1), Russwin D1 (RD1), Sargent LA (SAL), Schlage E (SCE), Schlage F (SCF), Weiser E (WRE), Yale 8 (YA8), Yale GA (YGA)
ALL CYLINDERS 6-PIN. CAN ALSO BE PINNED 5-PIN.
- **IC Keyway Cylinder** Tell, Best A (BA), Best B (BB), Best C (BC), Best D (BD), Best E (BE), Best F (BF), Best G (BG), Best H (BH), Best J (BJ), Best K (BK), Best L (BL), Best M (BM), Best Q (BQ), Best
- **Keying Options** Grand master key (GMK), construction master key (CMK), master key (MK), keyed different (KD), keyed alike (KA), interchangeable core uncombined (IC), 0-bitted (OBIT)

TELL MANUFACTURING, INC — Page 7 — 2012

CORPORATE OFFICE: 18 Richard Drive, Lititz, PA 17543 TOLL FREE: 800-433-4047 PHONE: 717-625-2990 FAX: 717-625-7095

OTHER LOCATIONS: HOUSTON, TEXAS ELKHART, INDIANA MIRA LOMA, CALIFORNIA

WEBSITE: www.tellmfg.com



8400 Series Accessories

Non-Restricted Keyway

**FOR KNOB TRIM (EMP),
LEVER TRIM (CTL)**

CL100219 —
Cylinder, Schlage C, US26D

CL100584 —
Cylinder, Schlage C, US4
Standard brass 6-pin cylinder
SCC keyway, optional keyways
available, (see price list).



CL100268 —
IC Core Best A 6 Pin, US26D

CL100270 —
IC Core Best A 7 Pin, US26D

CL100269 —
IC Core Best A 6 Pin, US4

CL100271 —
IC Core Best A 7 Pin, US4
Small format interchangeable
core brass cylinder 6-pin
standard, 7-pin available. Best
"A" keyway standard.



Tell Restricted Keyway

**FOR LEVER TRIM (CTL), THUMBPIECE
TRIM (TP81), ESCUTCHEON LEVER
TRIM (ESC), PULL TRIM (PT881)**

TELL CYLINDERS:

CL101503 —
6 pin Tell cylinder, US26D

CL101504 —
6 pin Tell cylinder, US4



**TELL INTERCHANGEABLE
CORES:**

CL101499 —
6 pin Tell IC core, US26D

CL101500 —
6 pin Tell IC core, US4

CL101501 —
7 pin Tell IC core, US26D

CL101502 —
7 pin Tell IC core, US4



Glass Shim Plate

EX100051

Shim plate standard.



Top Strike

Standard top strike for top latch.
Black powder coated.



Bottom Strike

Standard bottom strike for bottom latch. Black powder coated.



FINISHES: US26D=Satin Chrome, US4=Satin Brass

TELL MANUFACTURING, INC — Page 8 — 2012

CORPORATE OFFICE: 18 Richard Drive, Lititz, PA 17543 **TOLL FREE:** 800-433-4047 **PHONE:** 717-625-2990 **FAX:** 717-625-7095

OTHER LOCATIONS: HOUSTON, TEXAS ELKHART, INDIANA MIRA LOMA, CALIFORNIA

WEBSITE: www.tellmfg.com



8400 Series Trim

8PDT

EX100013 (AL)
Exterior blank pull.



PT881

EX100090 (AL)
Pull trim with rim cylinder



EMP808

EX100010 (entry, US32D)

EMP875

EX100011 (passage, US32D)

EMP886

EX100012 (storeroom, US32D)
Exterior sectional ball knob trim.



CTL / Lever Trim (w/out clutch)

EX100005 (entry, US26D)
EX100006 (passage, US26D)
EX100038 (storeroom, US26D)
Exterior sectional lever trim.



TP81

EX100008
(AL)
Exterior thumbpiece trim, includes 1-1/4" mortise cylinder SCC



8P03

EX100014
(AL)
Exterior pull with cylinder cut out.



ESC / Escutcheon Trim

EX100054 (entry, US26D)
EX100071 (entry, AL)
EX100056 (passage, US26D)
EX100055 (storeroom, US26D)
EX100057 (dummy, US26D)
Exterior escutcheon free wheeling lever trim, includes 1-1/4" mortise cylinder SCC



NOTE: AL=Aluminum, US32D=Satin Stainless Steel, US26D=Satin Chrome

TELL MANUFACTURING, INC — Page 9 — 2012

CORPORATE OFFICE: 18 Richard Drive, Lititz, PA 17543 TOLL FREE: 800-433-4047 PHONE: 717-625-2990 FAX: 717-625-7095

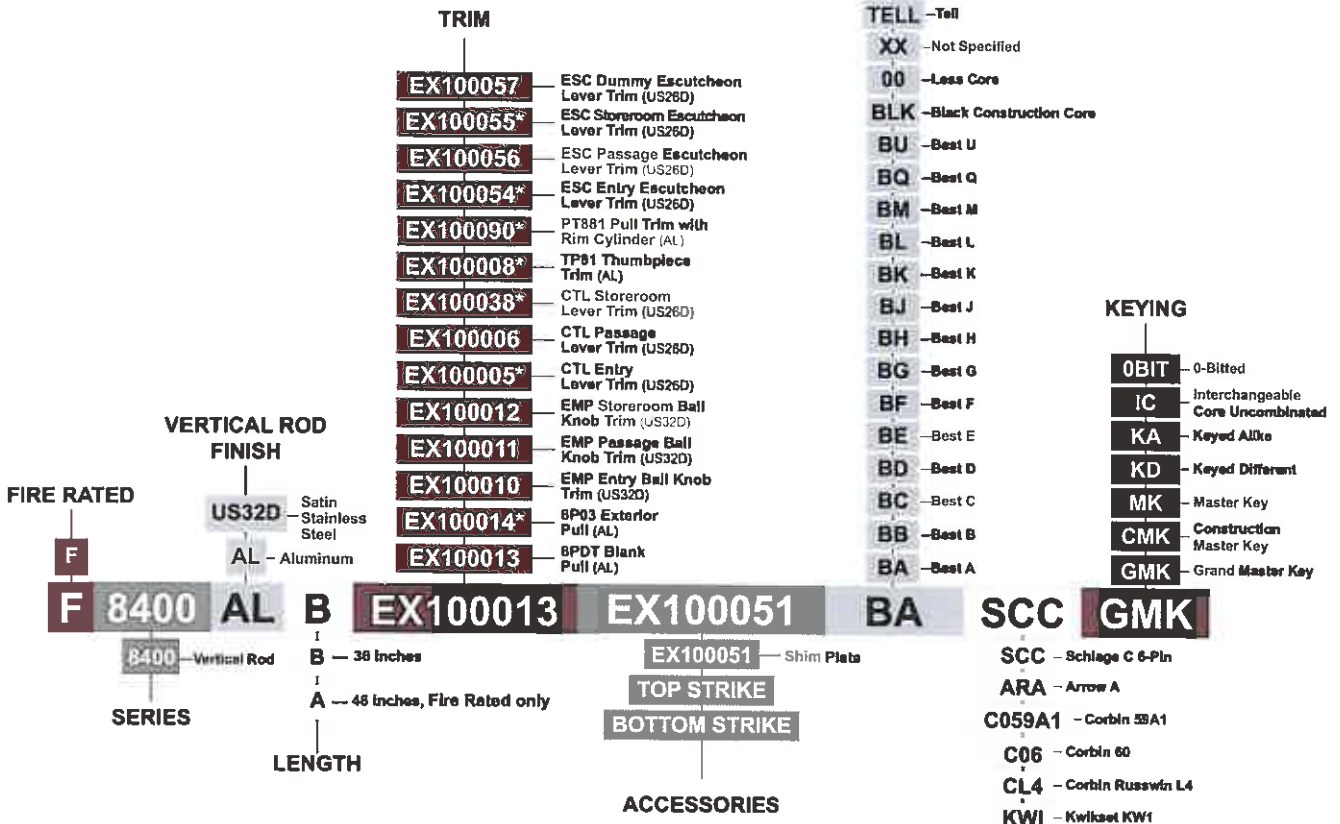
OTHER LOCATIONS: HOUSTON, TEXAS ELKHART, INDIANA MIRA LOMA, CALIFORNIA

WEBSITE: www.tellmfg.com



How To Order 8400 Series

IC KEYWAY CYLINDER
AVAILABLE 6- OR 7-PIN



*IC Core available

FINISHES:
 AL=Aluminum,
 US32D=Satin Stainless Steel,
 US26D=Satin Chrome,
 US3=Bright Brass

ALL CYLINDERS AVAILABLE 6-PIN. CAN ALSO BE PINNED 5-PIN.
 TELL KEYWAY CYLINDER IS AVAILABLE ONLY KEYED TO 6-PIN.



9500 SERIES

Heavy-Duty Commercial Grade 1 Architectural Rim Exit Device



Standard Features

- **Performance** Complies with ANSI A156.3, 2001, Grade 1, UL Listed
- **Rail** Fits 30" to 36" doors
- **Latch** Stainless steel ¾" throw with deadlatch feature
- **Backset** 2-3/4"
- **Strikes** Adjustable with slotted holes for adjustments
- **Standard Cylinder** Standard cylinder Schlage (SCC) - 6-pin solid brass, C keyway, keyed different (KD).
- **Fasteners** Accommodates wood and metal doors with thru bolts standard
- **Door Range** 1-3/4" to 2-1/4" thick
- **Door Preparation** Surface mounted and covers 161 prep
- **Warranty** 10 years

Optional Features

- **Fire Rated** Fire Rated device available for use on doors rated up to 3 hours.
- **UL Listed** 3 hour fire rated device available
- **Exterior Trim** Exterior blank pull, exterior pull with cylinder cut out, entry ball knob trim, storeroom ball knob trim, entry lever trim without clutch, exterior thumbpiece trim, pull trim with rim cylinder, exterior escutcheon lever trim
- **Strikes** Other strikes available

Keying Options for Select Lever Trim

- **Tell Cylinder** Restricted Tell keyway cylinder can key both the cylinder and interchangeable core in one lock. The cylinders and IC cores are interchangeable. Tell keyway cylinder is available only keyed to 6-pin. Tell IC cylinder can be keyed to 6-pin or 7-pin interchangeable core (IC).
- **Other Cylinder Options** Arrow A (ARA), Corbin 59A1 (C059A1), Corbin 60 (C06), Corbin Russwin L4 (CL4), Kwikset (KW1), Russwin D1 (RD1), Sargent LA (SAL), Schlage E (SCE), Schlage F (SCF), Weiser E (WRE), Yale 8 (YA8), Yale GA (YGA)
ALL CYLINDERS 6-PIN. CAN ALSO BE PINNED 5-PIN.
- **IC Keyway Cylinder** Tell, Best A (BA), Best B (BB), Best C (BC), Best D (BD), Best E (BE), Best F (BF), Best G (BG), Best H (BH), Best J (BJ), Best K (BK), Best L (BL), Best M (BM), Best Q (BQ), Best
AVAILABLE 6- OR 7-PIN
- **Keying Options** Grand master key (GMK), construction master key (CMK), master key (MK), keyed different (KD), keyed alike (KA), interchangeable core uncombined (IC), 0-bitted (0BIT)

TELL MANUFACTURING, INC — Page 11 — 2012

CORPORATE OFFICE: 18 Richard Drive, Lititz, PA 17543 **TOLL FREE:** 800-433-4047 **PHONE:** 717-625-2990 **FAX:** 717-625-7095
OTHER LOCATIONS: HOUSTON, TEXAS ELKHART, INDIANA MIRA LOMA, CALIFORNIA
WEBSITE: www.tellmfg.com

9500 Series Accessories



Non-Restricted Keyway

FOR LEVER TRIM (CTL)

CL100219 —
Cylinder, Schlage C, US26D
CL100584 —
Cylinder, Schlage C, US4
Standard brass 6-pin cylinder
SCC keyway, optional keyways
available, (see price list).



CL100268 —
IC Core Best A 6 Pin, US26D
CL100270 —
IC Core Best A 7 Pin, US26D
CL100269 —
IC Core Best A 6 Pin, US4
CL100271 —
IC Core Best A 7 Pin, US4
Small format interchangeable
core brass cylinder 6-pin
standard, 7-pin available. Best
"A" keyway standard.



Tell Restricted Keyway

FOR LEVER TRIM (CTL), THUMBPIECE
TRIM (TP81), ESCUTCHEON LEVER TRIM
(ESC), PULL TRIM (PT881)

TELL CYLINDERS:

CL101503 —
6 pin Tell cylinder, US26D
CL101504 —
6 pin Tell cylinder, US4



TELL INTERCHANGEABLE CORES:

CL101499 —
6 pin Tell IC core, US26D
CL101500 —
6 pin Tell IC core, US4
CL101501 —
7 pin Tell IC core, US26D
CL101502 —
7 pin Tell IC core, US4



416 Strike

Standard strike for rim
exit device. Slotted
holes for easy
adjustment. Black
powder coated finish.



Overlapping Strike

EX100007 (US32D)

Optional strike used on inactive
door when pairs of doors require
rim exit device on active door.



FINISHES: US26D=Satin Chrome, US4=Satin Brass, US32D=Satin Stainless Steel

TELL MANUFACTURING, INC — Page 12 — 2012

CORPORATE OFFICE: 18 Richard Drive, Lititz, PA 17543 TOLL FREE: 800-433-4047 PHONE: 717-625-2990 FAX: 717-625-7095

OTHER LOCATIONS: HOUSTON, TEXAS ELKHART, INDIANA MIRA LOMA, CALIFORNIA

WEBSITE: www.tellmfg.com



9500 Series Trim

8PDT

EX100013 (AL)
Exterior blank pull.



8P03

EX100014 (AL)
Exterior pull with
cylinder cut out.



EMP808

EX100010 (entry, US32D)

EMP875

EX100011 (passage, US32D)

EMP886

EX100012 (storeroom, US32D)
Exterior sectional ball knob trim.



CTL / Lever Trim (w/out clutch)

EX100005 (entry, US26D)
EX100006 (passage, US26D)
EX100038 (storeroom, US26D)
Exterior sectional lever trim.



TP81

EX100008 (AL)
Exterior thumbpiece trim,
includes 1-1/4" mortise
cylinder SCC



PT881

EX100090 (AL)
Pull trim with rim
cylinder



ESC / Escutcheon Trim

EX100054 (entry, US26D)
EX100056 (passage, US26D)
EX100055 (storeroom, US26D)
EX100057 (dummy, US26D)
Exterior escutcheon free
wheeling lever trim, includes
1-1/4" mortise cylinder SCC



NOTE: AL=Aluminum, US32D=Satin Stainless Steel, US26D=Satin Chrome

TELL MANUFACTURING, INC — Page 13 — 2012

CORPORATE OFFICE: 18 Richard Drive, Lititz, PA 17543 TOLL FREE: 800-433-4047 PHONE: 717-625-2990 FAX: 717-625-7095

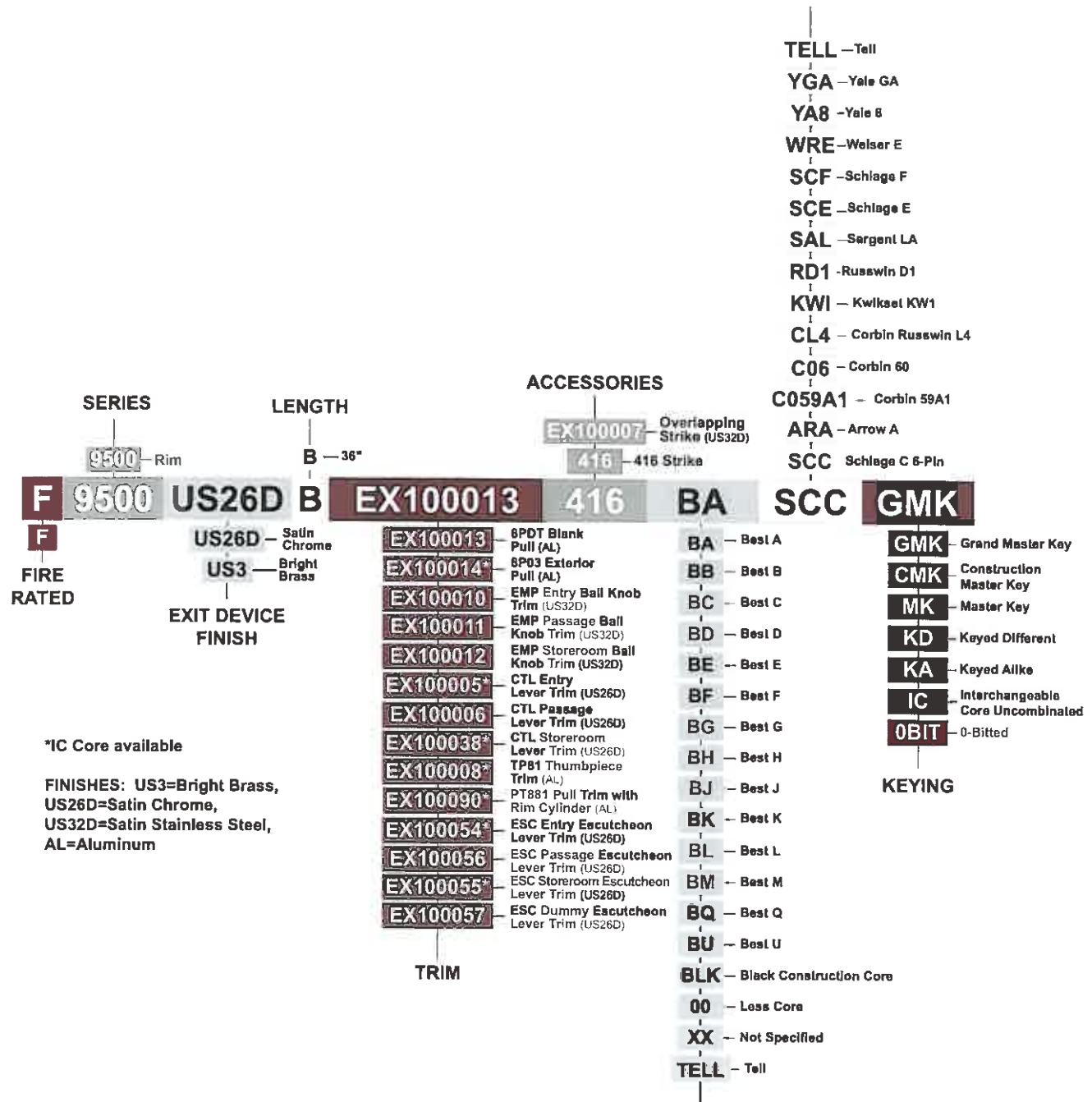
OTHER LOCATIONS: HOUSTON, TEXAS ELKHART, INDIANA MIRA LOMA, CALIFORNIA

WEBSITE: www.tellmfg.com



How to Order 9500 Series

NON-IC KEYWAY CYLINDER
 ALL CYLINDERS AVAILABLE 6-PIN. CAN ALSO BE PINNED 5-PIN.
 TELL KEYWAY CYLINDER IS AVAILABLE ONLY KEYED TO 6-PIN.



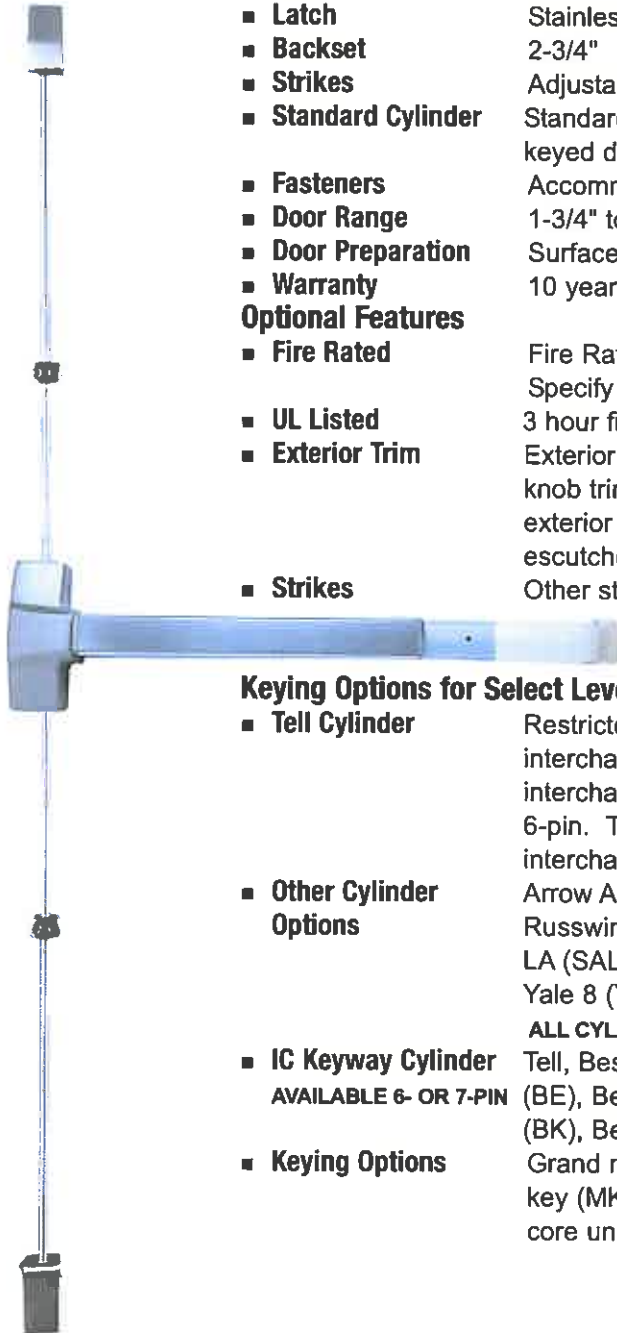
IC KEYWAY CYLINDER
 AVAILABLE 6- OR 7-PIN

TELL MANUFACTURING, INC — Page 14 — 2012



9400 SERIES

Heavy-Duty Commercial Grade 1 Architectural Surface Vertical Rod Exit Device



Standard Features

- **Performance** Complies with ANSI A156.3, 2001, Grade 1, UL Listed
- **Rail** Fits 30" to 36" doors
- **Latch** Stainless steel 5/8" throw with deadlatch feature
- **Backset** 2-3/4"
- **Strikes** Adjustable with slotted holes for adjustments
- **Standard Cylinder** Standard cylinder Schlage (SCC) - 6-pin solid brass, C keyway, keyed different (KD).
- **Fasteners** Accommodates wood and metal doors with thru bolts standard
- **Door Range** 1-3/4" to 2-1/4" thick
- **Door Preparation** Surface mounted and covers 161 prep
- **Warranty** 10 years

Optional Features

- **Fire Rated** Fire Rated device available for use on doors rated up to 3 hours. Specify when ordering.
- **UL Listed** 3 hour fire rated device available
- **Exterior Trim** Exterior blank pull, exterior pull with cylinder cut out, entry ball knob trim, storeroom ball knob trim, entry lever trim without clutch, exterior thumbpiece trim, pull trim with rim cylinder, exterior escutcheon lever trim
- **Strikes** Other strikes available

Keying Options for Select Lever Trim

- **Tell Cylinder** Restricted Tell keyway cylinder can key both the cylinder and interchangeable core in one lock. The cylinders and IC cores are interchangeable. Tell keyway cylinder is available only keyed to 6-pin. Tell IC cylinder can be keyed to 6-pin or 7-pin interchangeable core (IC).
- **Other Cylinder Options** Arrow A (ARA), Corbin 59A1 (C059A1), Corbin 60 (C06), Corbin Russwin L4 (CL4), Kwikset (KW1), Russwin D1 (RD1), Sargent LA (SAL), Schlage E (SCE), Schlage F (SCF), Weiser E (WRE), Yale 8 (YA8), Yale GA (YGA)
ALL CYLINDERS 6-PIN. CAN ALSO BE PINNED 5-PIN.
- **IC Keyway Cylinder** Tell, Best A (BA), Best B (BB), Best C (BC), Best D (BD), Best E (BE), Best F (BF), Best G (BG), Best H (BH), Best J (BJ), Best K (BK), Best L (BL), Best M (BM), Best Q (BQ), Best
AVAILABLE 6- OR 7-PIN
- **Keying Options** Grand master key (GMK), constructionmaster key (CMK), master key (MK), keyed different (KD), keyed alike (KA), interchangeable core uncombined (IC), 0-bitted (0BIT)

9400 Series Accessories



Non-Restricted Keyway

FOR LEVER TRIM (CTL)

CL100219 —
Cylinder, Schlage C, US26D

CL100584 —
Cylinder, Schlage C, US4
Standard brass 6-pin cylinder
SCC keyway, optional keyways
available, (see price list).



CL100268 —
IC Core Best A 6 Pin, US26D

CL100270 —
IC Core Best A 7 Pin, US26D

CL100269 —
IC Core Best A 6 Pin, US4

CL100271 —
IC Core Best A 7 Pin, US4
Small format interchangeable
core brass cylinder 6-pin
standard, 7-pin available. Best
"A" keyway standard.



Tell Restricted Keyway

FOR LEVER TRIM (CTL), THUMBPIECE
TRIM (TP81), ESCUTCHEON LEVER TRIM
(ESC), PULL TRIM (PT881)

TELL CYLINDERS:

CL101503 —
6 pin Tell cylinder, US26D

CL101504 —
6 pin Tell cylinder, US4



TELL INTERCHANGEABLE CORES:

CL101499 —
6 pin Tell IC core, US26D

CL101500 —
6 pin Tell IC core, US4

CL101501 —
7 pin Tell IC core, US26D

CL101502 —
7 pin Tell IC core, US4



416 Strike

Standard strike for rim
exit device. Slotted
holes for easy
adjustment. Black
powder coated finish.



Overlapping Strike

EX100007 (US32D)

Optional strike used on inactive
door when pairs of doors require
rim exit device on active door.



FINISHES: US26D=Satin Chrome, US4=Satin Brass, US32D=Satin Stainless Steel

TELL MANUFACTURING, INC — Page 16 — 2012

CORPORATE OFFICE: 18 Richard Drive, Lititz, PA 17543 TOLL FREE: 800-433-4047 PHONE: 717-625-2990 FAX: 717-625-7095

OTHER LOCATIONS: HOUSTON, TEXAS ELKHART, INDIANA MIRA LOMA, CALIFORNIA

WEBSITE: www.tellmfg.com



9400 Series Trim

8PDT

EX100013 (AL)
Exterior blank pull.



8P03

EX100014 (AL)
Exterior pull with
cylinder cut out.



EMP808

EX100010 (entry, US32D)

EMP875

EX100011 (passage, US32D)

EMP886

EX100012 (storeroom, US32D)
Exterior sectional ball knob trim.



CTL / Lever Trim (w/out clutch)

EX100005 (entry, US26D)
EX100006 (passage, US26D)
EX100038 (storeroom, US26D)
Exterior sectional lever trim.



TP81

EX100008 (AL)
Exterior thumbpiece trim,
includes 1-1/4" mortise
cylinder SCC



PT881

EX100090 (AL)
Pull trim with rim
cylinder



ESC / Escutcheon Trim

EX100054 (entry, US26D)
EX100056 (passage, US26D)
EX100055 (storeroom, US26D)
EX100057 (dummy, US26D)
Exterior escutcheon free
wheeling lever trim, includes
1-1/4" mortise cylinder SCC



FINISHES: AL=Aluminum, US32D=Satin Stainless Steel, US26D=Satin Chrome

TELL MANUFACTURING, INC — Page 17 — 2012

CORPORATE OFFICE: 18 Richard Drive, Lititz, PA 17543 TOLL FREE: 800-433-4047 PHONE: 717-625-2990 FAX: 717-625-7095

OTHER LOCATIONS: HOUSTON, TEXAS ELKHART, INDIANA MIRA LOMA, CALIFORNIA

WEBSITE: www.tellmfg.com



How to Order 9400 Series

NON-IC KEYWAY CYLINDER
 ALL CYLINDERS AVAILABLE 6-PIN. CAN ALSO BE PINNED 5-PIN.
 TELL KEYWAY CYLINDER IS AVAILABLE ONLY KEYED TO 6-PIN.

