





Paddle Latches



Paddle latch, Pull reversible. LH, Duro diecast.*

AD100360




Paddle latch, Pull reversible. RH, AL diecast.*

AD100361



Paddle latch, Push reversible. LH, Duro diecast.*

AD100362



Paddle latch, Push reversible. RH, AL diecast.*

AD100363

Standard Features

- **Escutcheon:** The escutcheon is 4" (101.6) high by 1-11/32" (34.1) wide.
- **Size:** Total width of paddle and housing is 5-7/16" (137.9).
- **Projection:** Neutral projection of the paddle from the door face is 2-5/16" (58.6).
- **Application:** Designed for use with the lock/latch. A latched entrance can be opened by pushing or pulling the paddle in the direction of the door swing.

Pull Handle & Combo Push/Pull Handle



9" Exterior pull handle. AL, diecast*

AD100364



9" Exterior pull handle. Bronze, diecast*

AD100365



Combo Push / Pull handle. AL, diecast*

AD100366



Combo Push / Pull handle. Bronze, diecast*

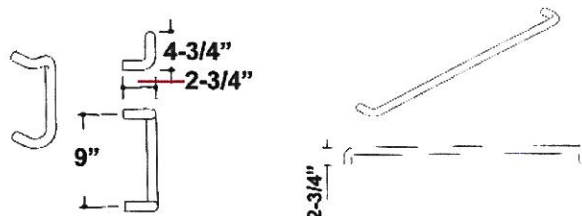
AD100367

Standard Features

- **Size:** 1" (25.4) round bent bar
- **Dimension:** 90 degree offset pull is available with a 9" centerline dimension

* AL = Aluminum, Duro = Duronodic, LH = Left Hand, RH = Right Hand

Dimensions





How to Order Paddle Latches, Pull Handles & Combo Push/Pull Handles

TYPE	FINISH	HANDING	BODY	PART NO.	QTY. / PACK
PADDLE LATCH	AL	LH	Diecast	AD100360	1
	AL	RH	Diecast	AD100361	1
	Duro	LH	Diecast	AD100362	1
	Duro	RH	Diecast	AD100363	1
EXTERIOR PULL HANDLE	AL	—	Diecast	AD100364	1
	Duro	—	Diecast	AD100365	1
COMBO PUSH / PULL HANDLE	AL	—	Diecast	AD100366	2
	Duro	—	Diecast	AD100367	2

NOTE: AL = Aluminum, Duro = Duronodic, LH = Left Hand, RH = Right Hand

Tell Part Numbers

Paddle Latch, Pull reversible

AL Diecast LH

AD100360

Paddle Latch, Pull reversible

AL Diecast RH

AD100361

Paddle Latch, Pull reversible

DURO Diecast LH

AD100362

Paddle Latch, Pull reversible DURO

Diecast RH

AD100363

9" Exterior Pull Handle

AL Diecast

AD100360

9" Exterior Pull Handle

Bronze Diecast

AD100365

Combo Push / Pull Handle

AL Diecast

AD100366

Combo Push / Pull Handle

Bronze Diecast

AD100367

NOTES: AL = Aluminum, Duro = Duronodic, LH = Left Hand, RH = Right Hand

TELL MANUFACTURING, INC — Page 56 — 2012

CORPORATE OFFICE: 18 Richard Drive, Lititz, PA 17543 TOLL FREE: 800-433-4047 PHONE: 717-625-2990 FAX: 717-625-7095

OTHER LOCATIONS: HOUSTON, TEXAS ELKHART, INDIANA MIRA LOMA, CALIFORNIA

WEBSITE: www.tellmfg.com